

**U.S. Workers  
Assess the Impacts of  
Artificial Intelligence on Jobs**

---

**Heldrich Center for Workforce Development  
Rutgers University**

---

**Press Release  
Topline and Methodology**



**SAY IT IS IMPORTANT  
THE GOVERNMENT IN WASHINGTON, D.C.  
TAKE ACTION TO ENSURE WORKERS  
DO NOT LOSE THEIR JOBS TO ARTIFICIAL INTELLIGENCE  
(AI)**

# 7 in 10 U.S. workers are concerned about the impact of AI on jobs; 3 in 10 are very concerned.

Are you very concerned, somewhat concerned, not too concerned, or not at all concerned about...?

U.S. Labor Force, November 2023

% Very or Somewhat Concerned

% Very Concerned

The cost of living

94%

67%

Possibility of economic downturn or recession in next 12 months

83%

42%

Ability to financially support you and your family

71%

41%

The impact of artificial intelligence (AI) on jobs

71%

30%

Job market for those looking for work

67%

23%

Job security for those currently working

67%

21%

The impact of technology on jobs, such as automation of jobs

64%

22%

Current unemployment rate

57%

21%

**When thinking about the use of AI  
by employers now or in the future,  
U.S workers are concerned about the possibility that:**



**AI is used in hiring and  
promotions decision-  
making (71%)**

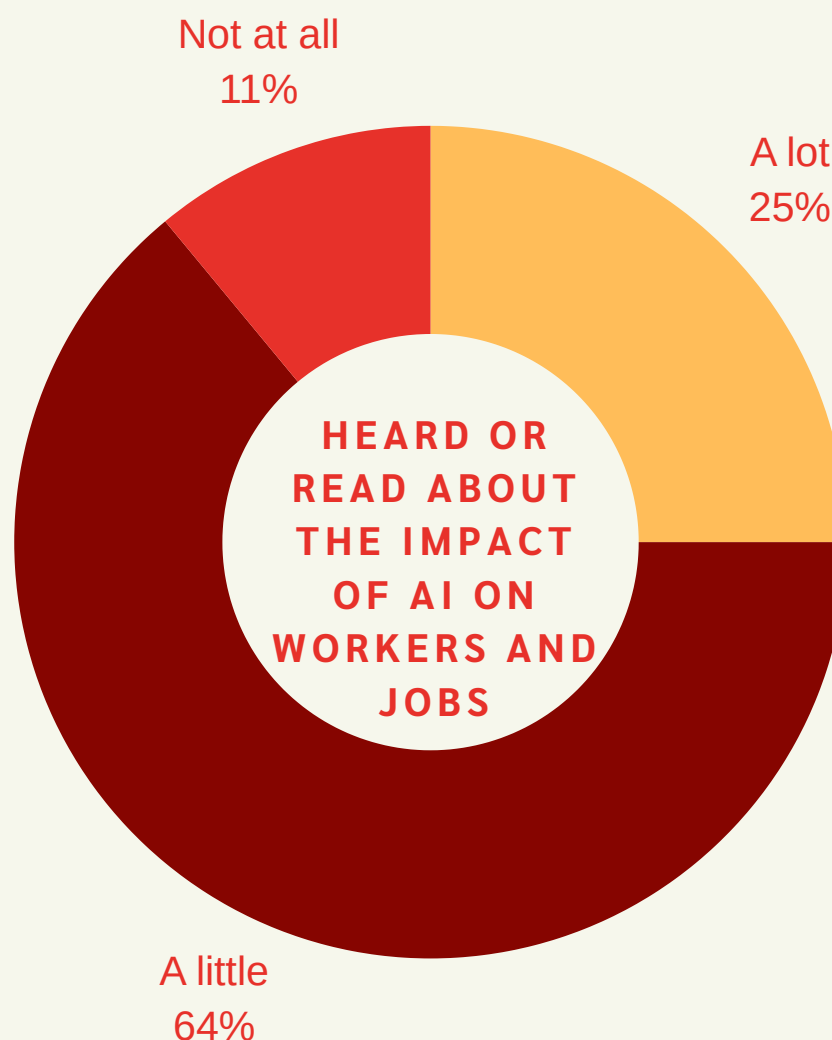


**They will need more  
technological skills to  
achieve their career  
goals (50%)**



**Their job/occupation  
will be eliminated  
(currently employed)  
(30%)**

# Most U.S. workers say they have heard or read “a little” about the impact of AI on jobs and workers



---

**1 in 10 U.S. workers  
agree a lot  
with the statement:  
“AI is good for the economy”**

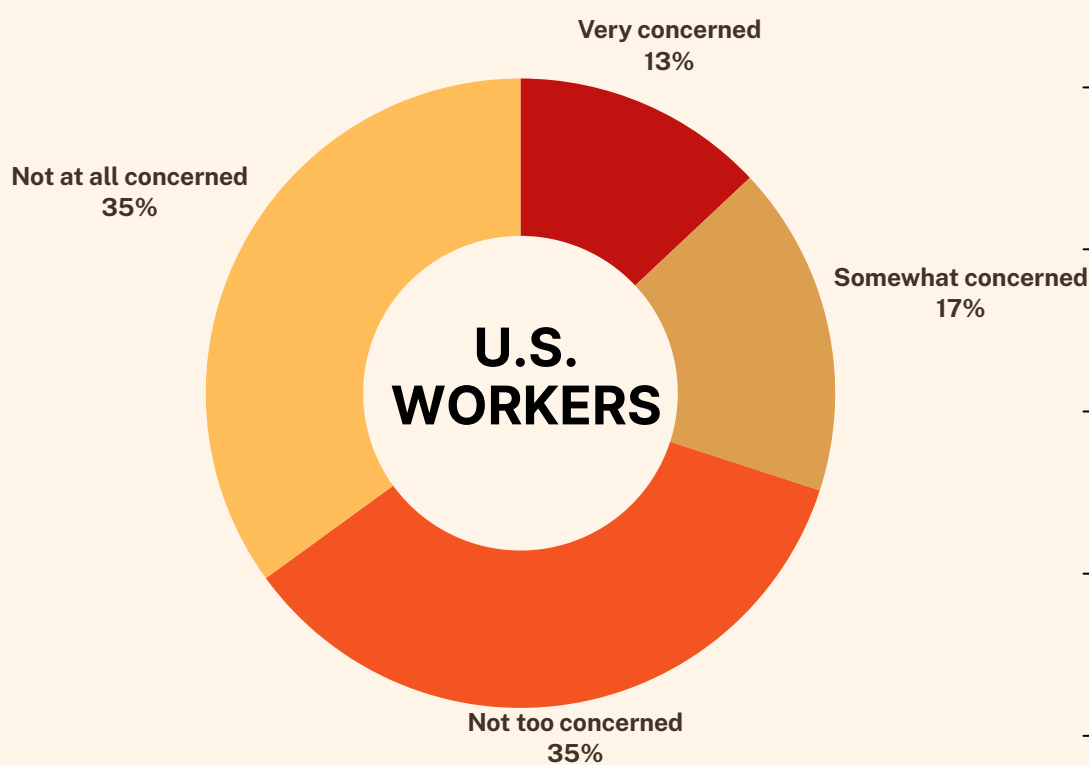


**9%  
U.S. WORKERS**

# In 2018, most U.S. workers in the labor force agreed that new technologies are good for the economy

	<b>AI is good for the economy</b>  <b>November 2023</b>	<b>New technologies are good for the economy</b>  <b>August 2018</b>
<b>Agree a lot</b>	9%	43%
<b>Agree a little</b>	42%	49%
<b>Disagree a little</b>	33%	6%
<b>Disagree a lot</b>	16%	2%

# 3 in 10 full- and part-time U.S. workers are very or somewhat concerned about the possibility that AI will cause their jobs to be eliminated



Thinking about the use of artificial intelligence by employers now or in the future, how concerned are you about...

The possibility that my job/occupation will be eliminated

## % Very Concerned

24%

Workers of color

23%

Workers in <\$50K households

18%

Workers without a 4-year degree

12%

Workers in \$50K - <\$100K households

6%

White, non-Hispanic workers

5%

Workers with a 4-year degree

4%

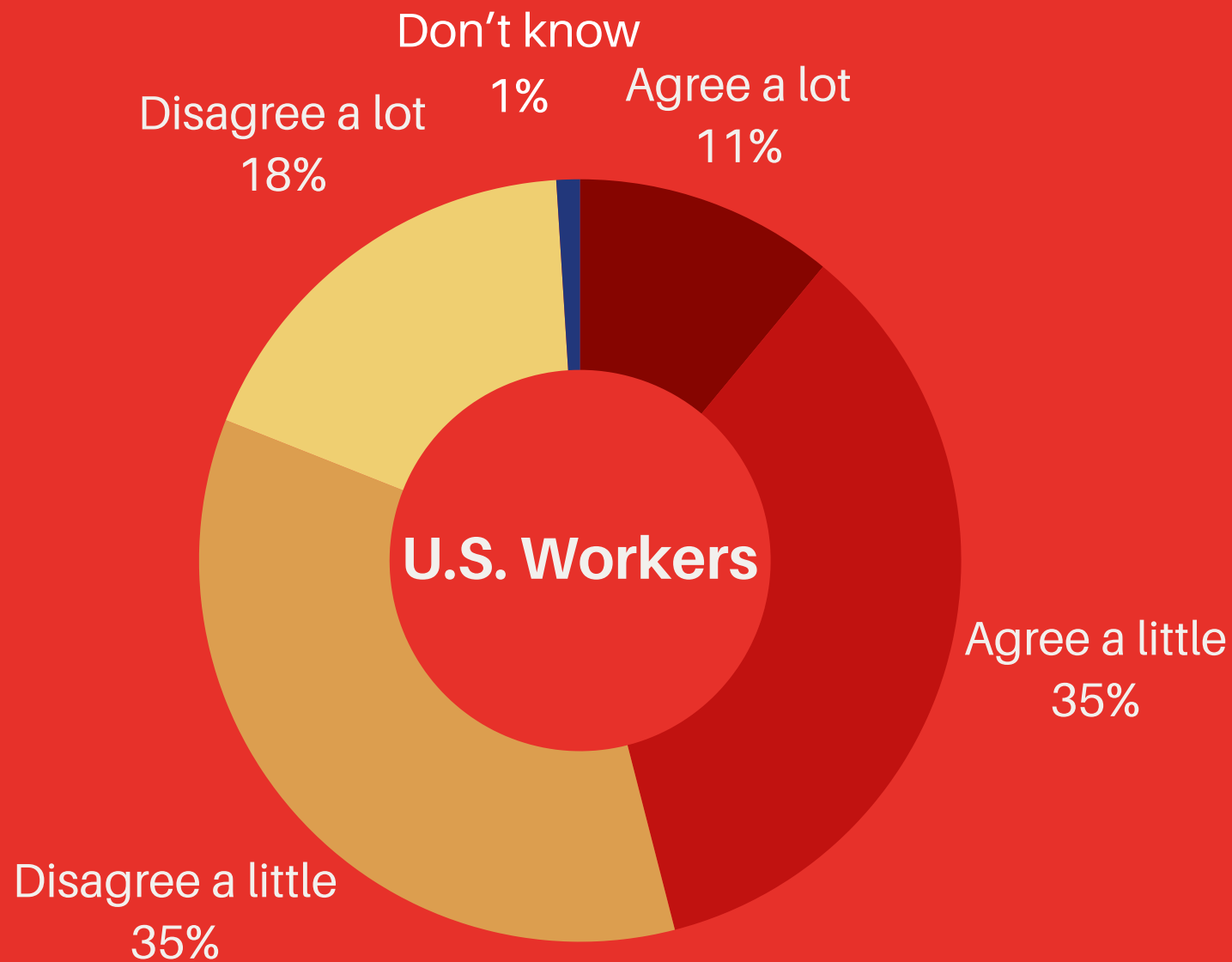
Workers living in \$100K+ households



# In 2023, 2 in 3 U.S. workers say they agree that new technologies eliminate more jobs than they create

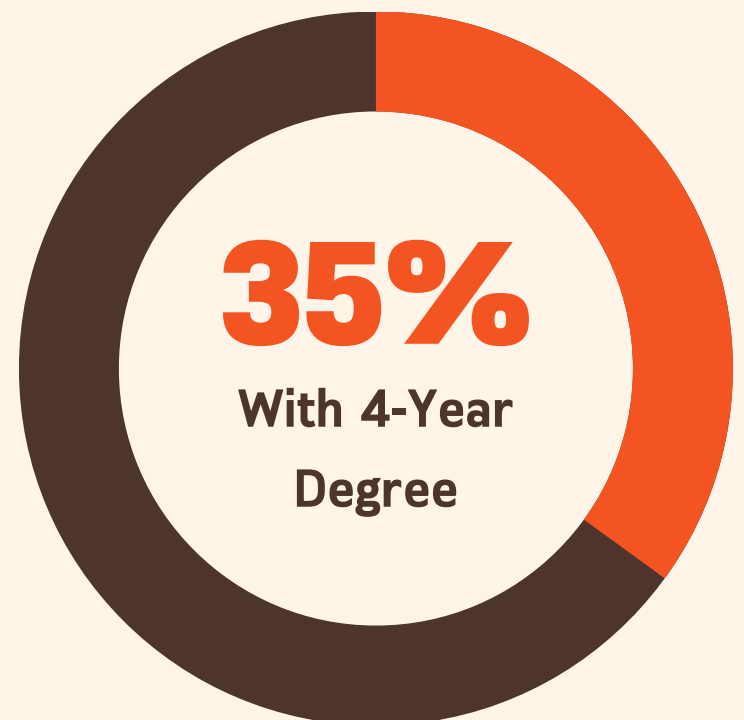
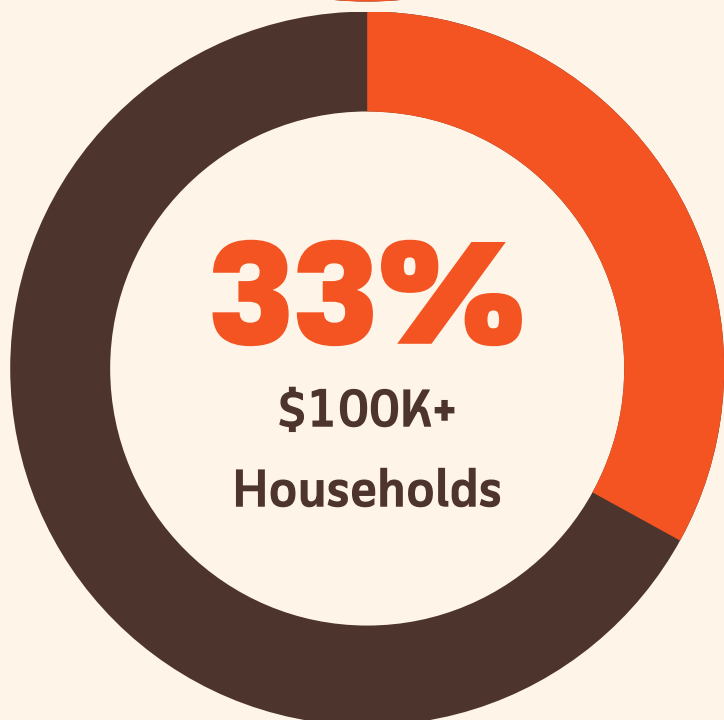
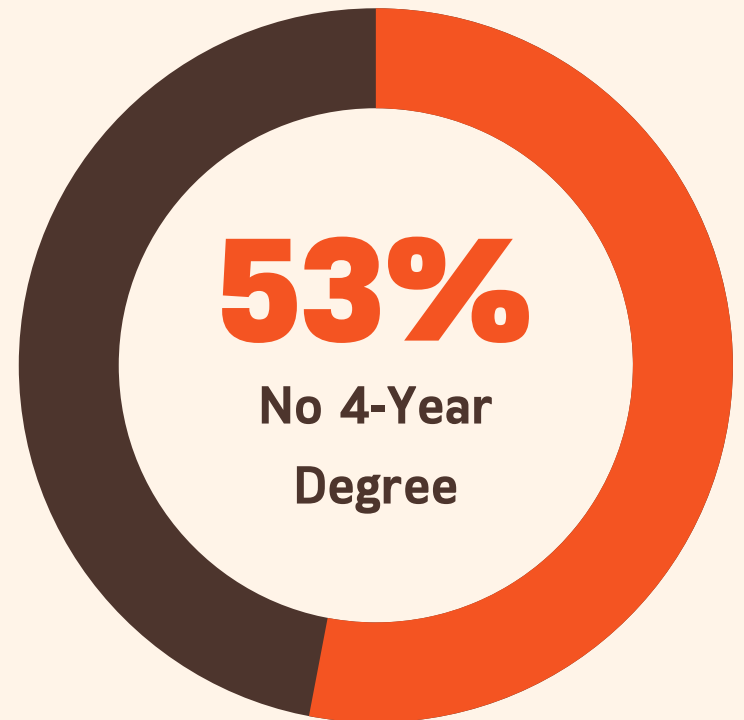
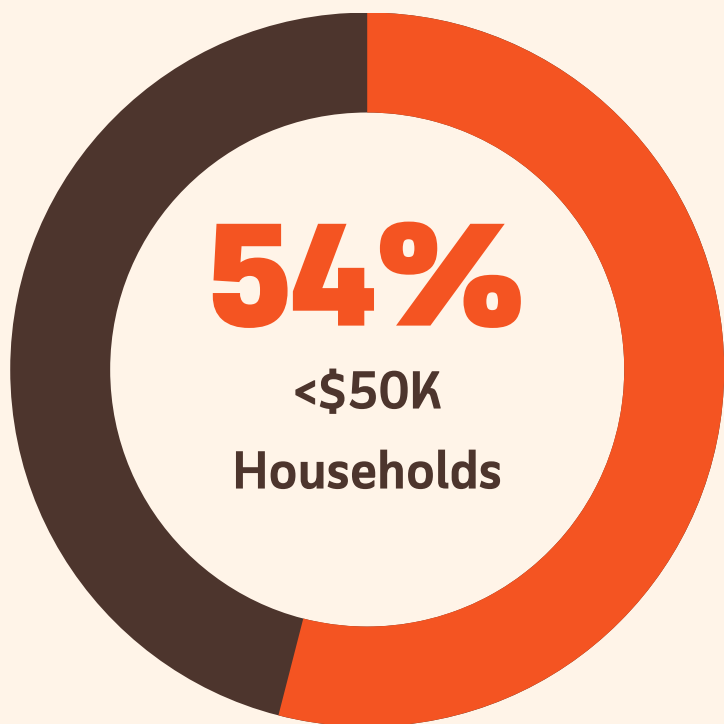
	<b>AI will eliminate more jobs than it will create</b> <b>November 2023</b>	<b>New technologies eliminate more jobs than they create</b> <b>November 2023</b>	<b>New technologies eliminate more jobs than they create</b> <b>August 2018</b>
<b>Agree a lot</b>	24%	18%	13%
<b>Agree a little</b>	43%	45%	40%
<b>Disagree a little</b>	28%	29%	37%
<b>Disagree a lot</b>	5%	8%	9%

# 1 in 10 U.S. workers agree a lot that: Higher-income workers are more likely to lose their jobs because of artificial intelligence compared to lower-income workers



# % U.S. Workers Agree

Higher-income workers are more likely to lose their jobs because of artificial intelligence, compared to lower-income workers



**1 in 4 U.S. workers say they agree a lot that they will need to upskill in technology in general to achieve their career goals in 2023, no change from 2018.**

	<b>“I will need more technological skills to achieve my career goals.” November 2023</b>	<b>“I will need more technological skills to achieve my career goals.” August 2018</b>
<b>Agree a lot</b>	<b>23%</b>	<b>22%</b>
<b>Agree a little</b>	<b>43%</b>	<b>43%</b>
<b>Disagree a little</b>	<b>23%</b>	<b>25%</b>
<b>Disagree a lot</b>	<b>11%</b>	<b>10%</b>

# How We Did This

The 2023 Work Trends survey was fielded from November 17 to 19, 2023 online (N=1,008) and by telephone (N=30), in English (N=1,012) and in Spanish (N=26), with a national probability sample of 1,038 U.S. residents age 18 or older using the SSRS Opinion Panel Omnibus, designed and analyzed by public opinion researchers at the John J. Heldrich Center for Workforce Development at Rutgers, The State University of New Jersey, and managed by SSRS.

The study has been weighted and calibrated based on various data sources, including the 2023 Current Population Survey, Claritas Pop-Facts Premier 2023, the Pew Research Center's National Public Opinion Reference Survey, the September 2021 Current Population Survey Volunteering and Civic Life Supplement, and voter data from Aristotle and the U.S. Census Bureau.

All surveys are subject to sampling error, which is the expected probable difference between interviewing everyone in a population versus a scientific sampling drawn from that population. The sampling error for the labor force sample of 737 respondents in the labor force is +/- 4.3 percentage points at a 95% confidence interval. Sampling error does not take into account other sources of variation inherent in public opinion studies, such as non-response, question wording, or contextual effects. Margins of error are higher for subgroups. For additional methodological information, see:

[https://heldrich.rutgers.edu/sites/default/files/2023-12/Work\\_Trends\\_December\\_2023.pdf](https://heldrich.rutgers.edu/sites/default/files/2023-12/Work_Trends_December_2023.pdf).

The August 2018 Work Trends study was fielded August 8 to 19, 2018 online to 827 U.S. adults age 18+, including 504 members of the labor force (employed full time and part time and unemployed and looking for work; retired but working was not measured). Figures in this report may not match the archived 2018 topline due to percentages repercentagized to reflect the labor force, rather than the total sample. For more information, see:

[https://heldrich.rutgers.edu/sites/default/files/2020-10/Work\\_Trends\\_Report\\_October\\_2018.pdf](https://heldrich.rutgers.edu/sites/default/files/2020-10/Work_Trends_Report_October_2018.pdf).

The following definition of AI was provided to respondents when it was first mentioned in the 2023 survey: Artificial intelligence (AI) is the use of machines or technology to complete tasks by simulating human intelligence.

This document was created using Canva Creative Studio.